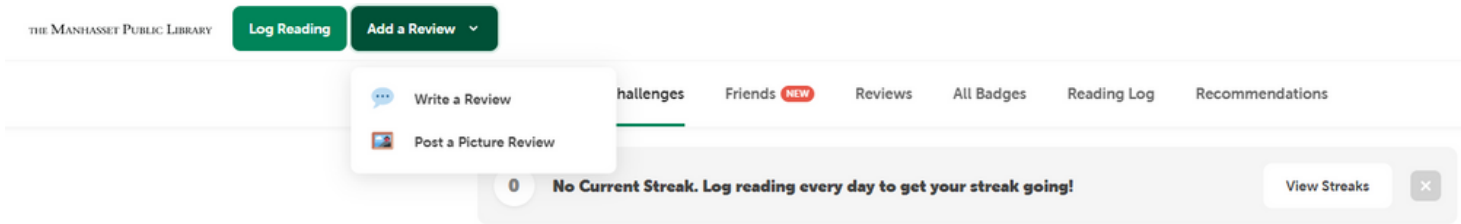


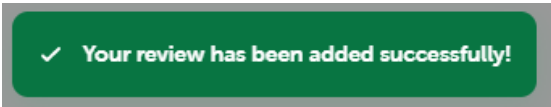
This project is open to Manhasset teens in 7-12 grade.



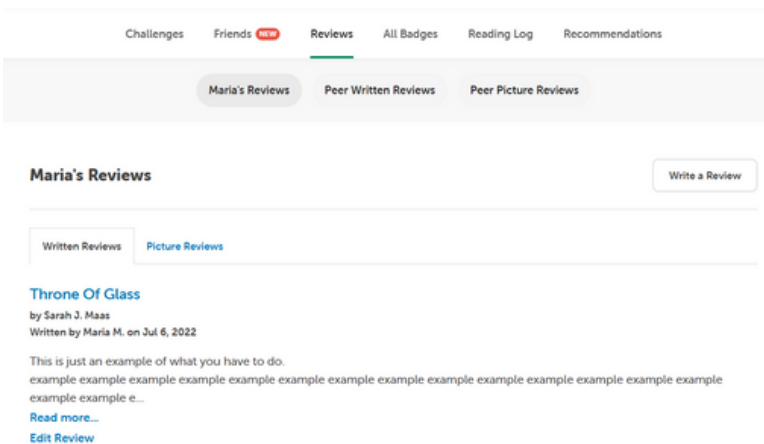
1. After creating the Beanstack account, Click on "**Add a Review**".



2. Write the review. Books must be published after 2015 and be between 100-200 words (500- 1200 characters) and press "**Save**". The green image below will pop up after review has been submitted. Click on the "X" on the top right to go back to your landing page.

A screenshot of the "Write a Review" form. It has a title "Write a Review" at the top. Below the title are two input fields: "Book Title" and "Author". Below these fields is an orange banner with an information icon and the text "Reviews may be between 250 and 1200 characters in length." Below the banner is a large text area for writing the review. Below the text area is a dropdown menu labeled "Would you also like to log this book?" with "No" selected. At the bottom of the form are two buttons: "Save" and "Add Emoticon".

3. Select the **Reviews**. This is where all your reviews are compiled. Click on the title of the book to view your full review.



4. Copy the link and paste it onto the **Independent Project Form**. Make sure to fill out the other information indicated in the Beanstack section.

